



Realities Checked:
Interpreting Stories Of
Crime In Gypsy And
Traveller Communities

Open Access Survey Template User Guide

The Open Access Survey Template has been created in Google Forms which allows any user to edit, distribute and collect data independently after downloading the original from the link provided.

Google Forms is a free application that is open for anyone with a Google Account to utilise.

To create a Google Account with either new Gmail (email address) or use your existing (non-Gmail) email address instead.

1. Create Account with **New** Gmail address:
2. Go to the [Google Account sign in page](#).
3. Click **Create account**.
4. Enter your name.
5. In the "Username" field, enter a username.
6. Enter and confirm your password.
Tip: When you enter your password on mobile, the first letter isn't case sensitive.
7. Click Next.
Optional: Add and verify a phone number for your account.
8. Click Next.

Use an **existing** email address:

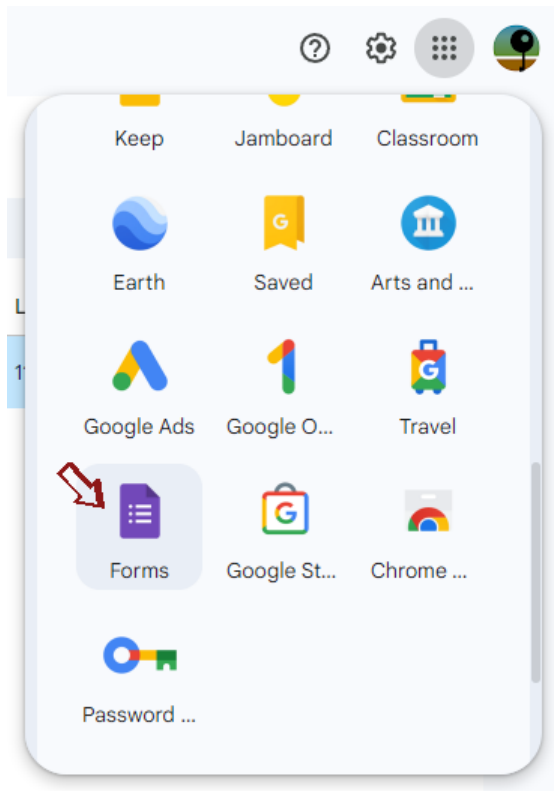
1. Go to the Google Account Sign In page.
2. Click **Create account**.
3. Enter your name.
4. Click Use my current email address instead.
5. Enter your current email address.
6. Click Next.
7. Verify your email address with the code sent to your existing email.
8. Click Verify.

The Realities Checked Open Source Survey

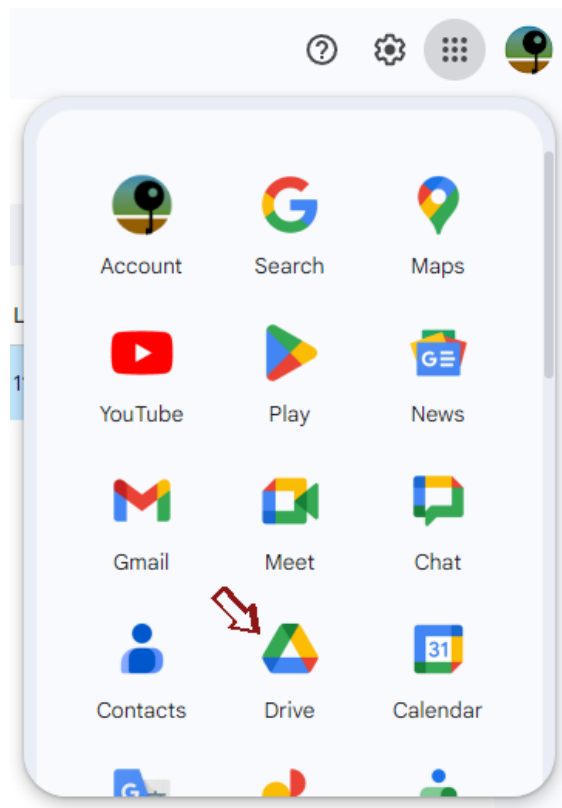
Get the Survey Template

- With a Google Account set up
- Log into your Google Account
- Click on the link below

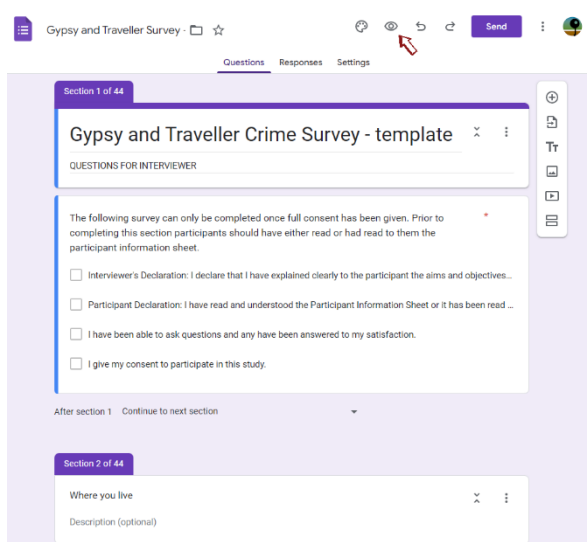
[Realities Checked Open Source Survey](#)



The Open Source Survey Template will open in the Google Forms app where it can be edited as well as distributed to collect data independently of the original. The data you collect will only be visible within your personal Google Account i.e. Realities Checked Open Source Template is unrelated to your copy.



Your Survey Template can be renamed and saved into your Google Drive. Questions can be added or removed or any other modifications can be made.



Use the Preview button to visualize how the survey will appear to the participant.

The survey can be distributed via a URL or to specific recipients through email.

For further information about using Google Forms [Click Here](#)

Good luck with your research,

Realities Checked Team